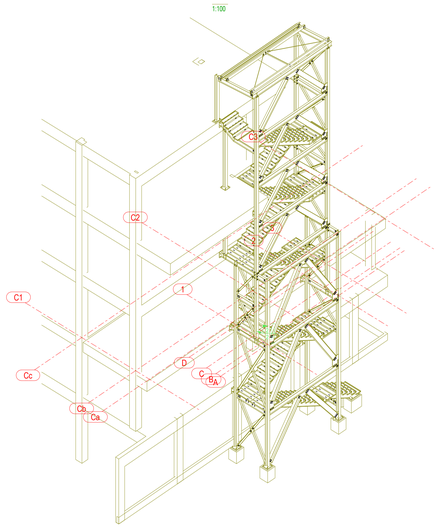

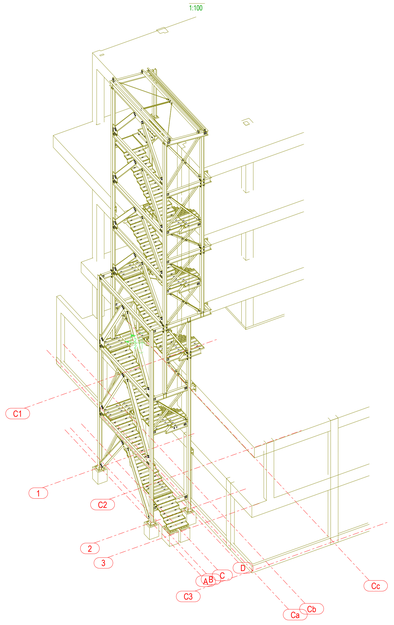

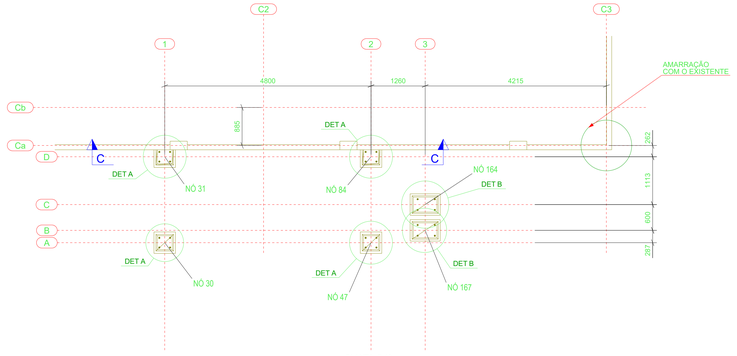

PLANTA -7.46
1:50

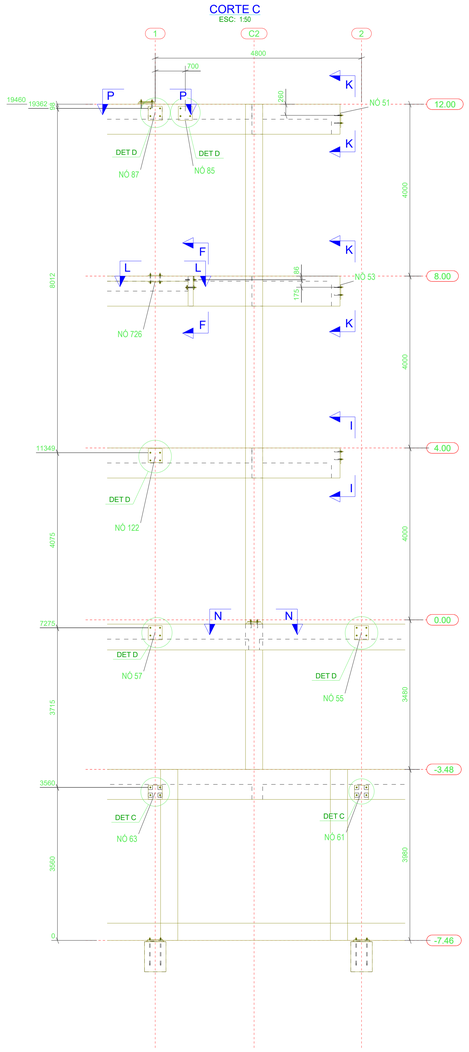

CORTE C
ESC: 1:50

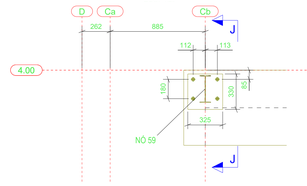

CORTE I
ESC: 1:20

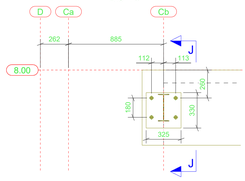

CORTE K
ESC: 1:20

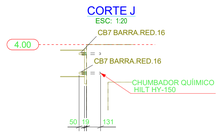

CORTE J
ESC: 1:20

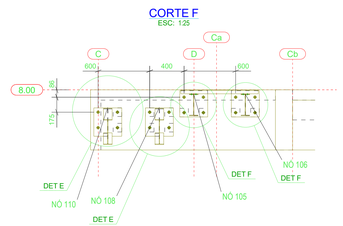

CORTE F
ESC: 1:25

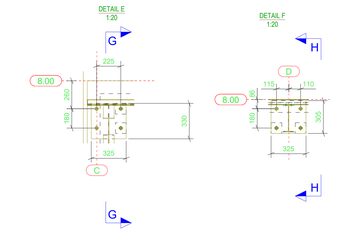

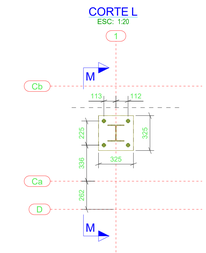

CORTE L
ESC: 1:20

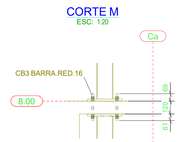

CORTE M
ESC: 1:20

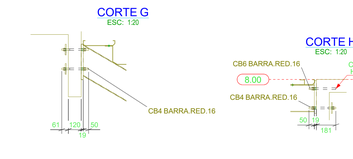

CORTE H
ESC: 1:20

CORTE G
ESC: 1:20

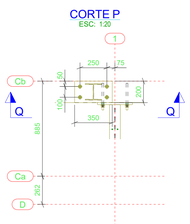

CORTE P
ESC: 1:20

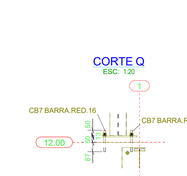

CORTE Q
ESC: 1:20

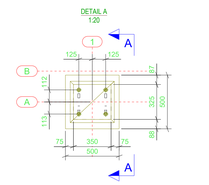

CORTE A
ESC: 1:20

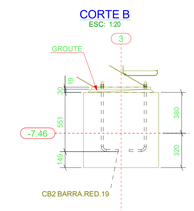

CORTE B
ESC: 1:20

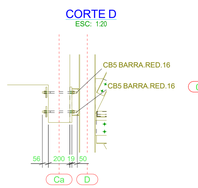

CORTE E
ESC: 1:20



CORTE O
ESC: 1:20

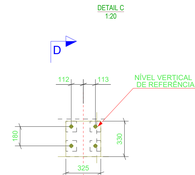

CORTE N
ESC: 1:20

CORTE D
ESC: 1:20

DETAIL C
1:20

DETAIL D
1:20

DETAIL A
1:20

DETAIL B
1:20

DESCRIÇÃO	COMPRIMENTO (m)	ESPECIFICAÇÃO	AREA PINTURA (m2)	PESO (kgf)
W250X32.7	22.359	A572-GR.50	0.0	738.9
W250X17.9	189.348	A572-GR.50	10.7	4221.0
W150X22.5	95.936	A572-GR.50	1.3	2528.8
U50X25X2	1.559	A572-GR.50	0.0	2.8
L76X4.8	56.309	A36	0.0	689.5
DEG13	7.205	A572-42	1.7	339.4
DEG11	7.998	A572-42	1.5	323.9
DEG10	1.000	A572-42	0.0	10.6
DEG8	1.000	A572-42	0.2	44.7
DEG7	1.000	A572-42	0.0	12.5
DEG5	1.000	A572-42	0.2	47.9
DEG3	94.001	A572-42	7.1	1713.2
D12.7	5.327	A36	0.0	4.8
CH50X350	0.400	GROUT	0.1	0.0
CH30X410	1.220	GROUT	0.4	0.0
CH30X385	1.540	GROUT	0.5	0.0
CH30X260	0.260	GROUT	0.1	0.0
CH13X410	1.931	A36	0.0	61.7
CH13X396	1.658	A36	0.0	58.7
CH13X395	0.820	A36	0.0	28.6
CH13X394	0.817	A36	0.0	28.4
CHMX50	0.498	A36	0.0	1.1
C150X60X20X2	15.960	A572-GR.50	0.0	74.4
BARRA.RED.19	15.600	A36	0.0	40.2
BARRA.RED.16	17.000	A36	0.1	50.8
		TOTAL	23.9	11038.1

RESUMO DE MATERIAIS - ESTRUTURAS METÁLICAS

NOTAS GERAIS:

- NORMAS ADOTADAS
  - -NBR8800-PROJETOS E EXECUCAO DE ESTRUTURAS DE ACO PARA EDIFICIOS
  - -NBR6123-FORCAS DEVIDAS AO VENTO EM EDIFICACOES
  - -NBR6120-CARGAS PARA O CALCULO DE ESTRUTURAS DE EDIFICACOES
  - -NBR14323-DIMENSIONAMENTO DE ESTRUTURAS DE ACO EM SITUCACAO DE INCENDIO
  - -NBR14432-EXIGENCIA DE RESISTENCIA AO FOGO DE ELEMENTOS CONSTRUTIVOS DE EDIFICACOES
  - -AISC-AMERICAN INSTITUTE OF STEEL CONSTRUCTION LRFD, LOAD AND RESISTENCE FACTOR DISIGN
  - -AISI-AMERICAN IRON AND STEEL INSTITUTE, ASD-ALLOWABLE STRESS DESIGN

-MATERIAIS ESTRUTURAIS (EXCETO ONDE ONDE INDICADO)
  - -CHAPAS E PERFIS DOBRADOS: ASTM A572-GR50 Fy=345MPa; Fu=430MPa
  - -PERFIS LAMINADOS: ASTM A572-GR50 Fy=345MPa; Fu=430MPa
  - -BARRAS REDONDAS: ASTM A-36, Fy=250MPa; Fu=400MPa
  - -PARAFUSOS DE ALTA RESISTENCIA: ASTM A-325 GALV. A QUENTE Fyp=635MPa;Fup=825MPa

-MATERIAL PARA SOLDA
  - PROCESSO COM ELETRODO REVESTIDO (SMAW) ; E7018-G Fw=4850kgf/cm2
  - PROCESSO COM ARCO SUBMERSO (SAW) ; F72-EL12W Fw=4850kgf/cm2
  - PROCESSO COM ARCO ARCO ELETRICO PROTEGIDO POR GAS (GMAW) ; ER70S-X Fw=4850kgf/cm2
  - PROCESSO COM ARCO COM FLUXO NO NUCLEO (FCAW) ; E7XT-X Fw=4850kgf/cm2

-PROTECAO SUPERFICIAL
  - JATEAMENTO AO METAL QUASE BRANCO PADRAO Sa 2.1/2 DA PETROBRAS
  - PRIME/CABAMENTO: TINTA A BASE DE RESINA POLIURETANO ACRILICO ALIFATICO DUPLA FUNÃ‡ÃO
  - DUAS DEMAOS DE 60 MICRONS CADA.

-MATERIAIS ADJACENTES:
  - PELE DE VIDRO DE VEDACAO: VIDRO ESPESSURA 10mm (ESTRUTURA SECUNDARIA DE FIXACAO DO
  - VIDRO EXECUTADA POR EMPRESA ESPECIALIZADA-FORA DO ESCOPO DA ESTRUTURA METALICA)

-TESTES NAO DESTRUTIVOS
  - NAO REQUERIDO

-TODAS AS MEDIDAS EM MILIMETRO OU POLEGADA
  - -BASES DE CONCRETO
    - -FCKmin=30Mpa
    - -POSICIONAMENTO DOS CHUMBADORES SEGUNDO TOLERANCIAS DE MONTAGEM
    - -DISPOSICOES CONSTRUTIVAS CONFORME PROJETO DE LOCACAO E CARGAS

REV.	DESCRIÇÃO	DATA	EXEC.	VERIF.	APROV.
01	ACRÉSCIMO NÓS DA LOCAÇÃO	23/11/21	PAULO S.	PAULO S.	PAULO S.

TRIBUNAL DE CONTAS DO ESTADO DE GOIÁS
GOIANIA-GO

FERENGE Soluções em Estruturas Metálicas

TITULO	DIAGRAMA DE MONTAGEM PERSPECTIVA/CHUMBACAO
CONTRATO	SEDE DO TCE
ENGENHEIRO RESP.	PAULO S. ENVIADO
Nº CONTRATO	PR21-09-20-392-R02 ESCALA 1:20 1:25 DIM. PRANCHA
DESENHO	[1] Nº REVISAO 1 1189x841

Tekla Structures